

Compact Laminate

Solid performance through and through....

Sometimes the project just calls for a little more. A little more strength. A little more durability. A little more, well, toughness. That's when you can turn to Wilsonart® Compact Laminate. Available in a range of thicknesses from 1/10" to 1", the panels can be coordinated or matched to the other Wilsonart® Laminate surfaces in your space. Perfect for toilet partitions and elevator cabs, wainscoting and wall cladding, hospital headboards and laboratory tops. And there's more. When you need a little more.


Wilsonart® Compact Laminate Specs Types and Sizes

Type 114	.100" (2.54 mm) — sanded one side	Sizes: 4'x8' 5'x10' 5'x12'
Type 117	.118" (3.0mm) — sanded one side	
Type 514	.100" (2.54mm) — laminate two sides	
Type 515	.125" (3.18mm) — laminate two sides	Finish: #60 Matte
Type 569	.250" (6.4mm) — laminate two sides	
Type 568	.50" (12.7mm) — laminate two sides	
Type 571	.312" (7.93mm) — laminate two sides	
Type 572	.375" (9.6mm) — laminate two sides	
Type 575	.75" (19.0mm) — laminate two sides	
Type 590	1.00" (25.4mm) — laminate two sides	

Wilsonart® Compact Laminate

Standard Design Range

Quick Ship In-stock designs in 5'x10' Product Types 568 (1/2"), 575 (3/4") are available in one week from inventory.




Natural Almond
D30-60




Neutral Glace
4143-60




Natural Tigris
4669-60



EveningTigris
4674-60



Graphite Nebula
4623-60



Black
1595-60



Beige Nebula
4624-60

Factory Order Options

These Wilsonart® Laminate designs are available in Compact Laminate by factory order (min. 1 sheet; 2-week typical production time). Availability subject to change without notice. See www.wilsonartcontract.com/patternavail/ for updated offer.

Pattern #	Pattern #	Pattern #	Pattern #	Pattern #	Pattern #	Pattern #	Pattern #	Pattern #	Pattern #	Pattern #	Pattern #	Pattern #	Pattern #	Pattern #
1500	4166	4651	4738	4791	4836	4853	4877	4893	4914	7885	7938	7956	D321	D90
1503	4168	4654	4744	4793	4837	4854	4878	4899	4915	7888	7939	7957	D327	D91
1530	4170	4656	4745	4794	4838	4856	4879	4900	4916	7908	7941	7958	D331	D92
1531	4207	4657	4746	4795	4839	4857	4880	4901	4917	7909	7942	7959	D354	D96
1570	4550	4663	4757	4796	4841	4858	4881	4902	4918	7911	7943	7960	D379	D97
1572	4551	4667	4758	4798	4842	4859	4882	4903	4919	7919	7944	7961	D381	
1573	4552	4669	4759	4810	4843	4860	4883	4904	7039	7921	7945	7962	D391	
1595	4595	4672	4760	4811	4844	4861	4884	4905	7040	7922	7946	10734	D403	
1755	4596	4673	4761	4812	4845	4869	4885	4906	7054	7923	7947	10745	D417	
1763	4608	4674	4762	4813	4846	4870	4886	4907	7061	7924	7948	10776	D431	
1786	4621	4680	4763	4814	4847	4871	4887	4908	7110	7925	7949	13045	D439	
1787	4622	4724	4779	4820	4848	4872	4888	4909	7122	7928	7951	D14	D478	
1792	4623	4725	4781	4823	4849	4873	4889	4910	7209	7929	7952	D25	D456	
2932	4624	4726	4783	4830	4850	4874	4890	4911	7806	7935	7953	D30	D50	
4142	4630	4727	4789	4834	4851	4875	4891	4912	7816	7936	7954	D307	D72	
4143	4633	4728	4790	4835	4852	4876	4892	4913	7850	7937	7955	D315	D79	

Custom designs available by special order.

Key Features

- Durable high impact properties
- Product Types 669, 668, 671, 672, 675, 690 are available in Class A Fire Rating
- Product Types 117, 514, 515, 569, 568, 575, 590 offer Class B Fire Rating
- Product Types 569-95, 568-95, 575-95, 590-95 feature Chemical Resistant properties (See Chemsurf Sales Sheet for available designs.)
- 5' x 8' and 4' x 10' available w/min. 20 sheets (25% premium if less than 20 sheets)
- Product Type 571/671 (5/16") and 572/672 (3/8") available w/min. 20 sheets (25% premium if less than 20 sheets)
- Over 221 Available Designs..

Product Usage

Recommended for heavy-use applications such as:

- Toilet Partitions
- Lockers and cabinets
- Wall panel and room divider systems
- Wainscoting applications
- Elevator cabs
- Laboratory tops

