




Our design offering covers an incredibly wide range of styles. But when it comes to maintenance, Wilsonart Contract Flooring is all about minimalism. Simply follow these basic maintenance guidelines to keep Wilsonart Contract Flooring looking like new for years to come:

- **Routine cleaning:** vacuum or use a dry electrostatic cleaner to remove loose dirt and debris. Do **NOT** use Wet mops or Wipes containing oil, polishes, waxes or detergents such as Swiffer® Wet products.
- **Deep cleaning:** damp mop using two ounces of Wilsonart® Flooring Cleaner (Concentrate) diluted in a gallon of warm water and a cotton string or terrycloth mop. Never wash mop head in regular laundry detergent, soap or fabric softener (a residue can build up in the mop head and be transferred to the floor).
- **Spot cleaning:** Wilsonart Flooring Cleaner (Ready-To-Use Spray Bottle) may be sprayed directly on the floor and wiped with a flat-bottom cotton/terrycloth mop.
- **Preventive maintenance:** Use felt pads on furniture legs and walk-off mats at outside entrances to prevent scratches and preserve the appearance of the floor.



<p>Daily Maintenance</p>	<ul style="list-style-type: none"> • Vacuum or use an electrostatic/microfiber dry mop to remove dust and other matter. • Damp mop when needed using a terry mop: mop should be damp, not dripping. 	
<p>Recommended Cleaning Solutions</p>	<ul style="list-style-type: none"> • Wilsonart Flooring Cleaner is recommended. It requires no rinsing and will not leave dull, cloudy or streaky residue behind. • Should cloudiness or streaking occur with other cleaning products, rinse with a mixture of 2-4 ounces of ammonia diluted in a gallon of water. • NOTE: in extreme cases, Acetone may be used to remove residue, followed by rinsing with 2-4 ounces of ammonia diluted in a gallon of water. Extra caution must be taken if Acetone is used on a beveled product as it may remove the color-match from the beveled edge. 	
<p>Remedies</p>	<ul style="list-style-type: none"> • Remove <u>juice, wine or dried foods</u> using a rag dampened with warm water and Wilsonart Flooring Cleaner • <u>Grease, crayon, asphalt, paint, etc.:</u> use Acetone to remove stains; rinse with 2-4 ounces of ammonia diluted in a gallon of water. • <u>Candle wax, chewing gum and similar sticky substances:</u> allow to harden, then gently scrape with a dull, blunt blade. 	
<p>Cautions!</p>	<ul style="list-style-type: none"> • Never use mechanical floor cleaning equipment, abrasive cleansers or scouring pads on the floor. • Never wax, sand, apply lacquer or other topical finish treatments to the flooring. • Never expose the floor to standing water. 	